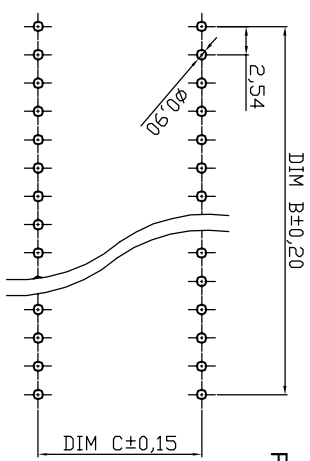
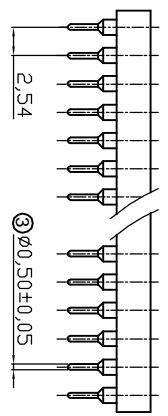
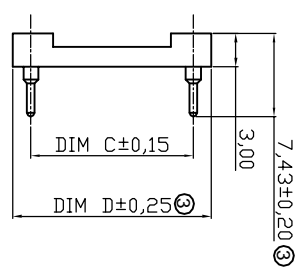
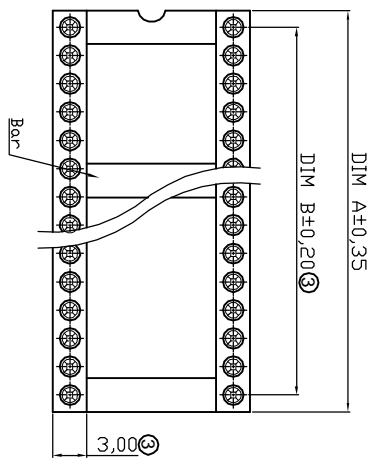


1	2	3	4	5	6	7
---	---	---	---	---	---	---



Contact	Dim A	Dim B	Dim C	Dim D	Note
06	7.62	5.08	7.62	10.16	
08	10.16	7.62	7.62	10.16	
10	12.70	10.16	7.62	10.16	w/o bar
14	17.78	15.24	7.62	10.16	
16	20.32	17.78	7.62	10.16	
18	22.86	20.32	7.62	10.16	
20	25.40	22.86	7.62	10.16	
22	27.94	25.40	10.16	12.70	
24*	30.48	27.94	7.62	10.16	with bar
24	30.48	27.94	15.24	17.78	
28*	35.56	33.02	7.62	10.16	
28	35.56	33.02	15.24	17.78	
32	40.64	38.10	15.24	17.78	

- NOTES:**
- MATERIAL**
1. Pin (outer sleeve): Brass, machined CuZn38Pb2
  2. Clip (contact 4 finger): Beryllium copper, heat treated
  3. Plating (outer sleeve): HZL: 2um/80u"nickel, 5um/200u"Tin  
HGL: 2um/80u"nickel, Gold flash
  4. Plating (contact): 2um/80u"nickel, Gold flash or 10u", 30u" Gold
  5. Insulator Material: Glass filled PBT, UL94V-0 Black
- ELECTRICAL**
1. Current Rating: 3Amps/contact max.
  2. Contact Resistance: 4mΩ/contact max.
  3. Insulation Resistance: ≥10000MΩ at 500VAC
  4. Operating Voltage: 100 VRMS/150VDC
- MECHANICAL**
1. Average Insertion force with steel pin of  $\phi 0.43\text{mm}/0.017''$ : <250g
  2. Average Withdrawal force with steel pin of  $\phi 0.43\text{mm}/0.017''$ : >50g min.
  3. Mechanical life cycle: 200 min.
  4. Operation Temperature: -40°C to +105°C
  5. Wave Soldering temperature: +245°C, 5-10s max.

Packing: Tube

Order Code: AR XX-X X

No. of contact: 06 - 64

Versions: -TT /7-TT

Standard: - Only for 24+28 poles\* (Dim C: 7.62)

Plating: outer sleeve / contact

HZL: - Sleeve in / clip gold flash

HZL01: - Sleeve in / clip 30u" gold

HZL07: - Sleeve in / clip 30u" gold

HGL: - Sleeve gold flash / clip gold flash

# RoHS compliant

Unit:mm

Scale	Free				
<b>TOLERANCE</b>					
X.X	±0.50	④ Update wave solder temp.	16.08.2017	Amy	Drawn
X.X	±0.30	③ Update to new drawing	28.10.2016	Amy	Approved
X.XX	±0.20	② Add "HGL"-Version corrected P/N code	28.01.2014	A. Plate	
X.XXX	±0.10	① Add sheet 2	16.08.2012	Lucas	
DIM	TOL	① Drawn	23.07.2012	Lucas	
Angle	±5°	Id.	Modification	Date	Name
Angle	TOL				

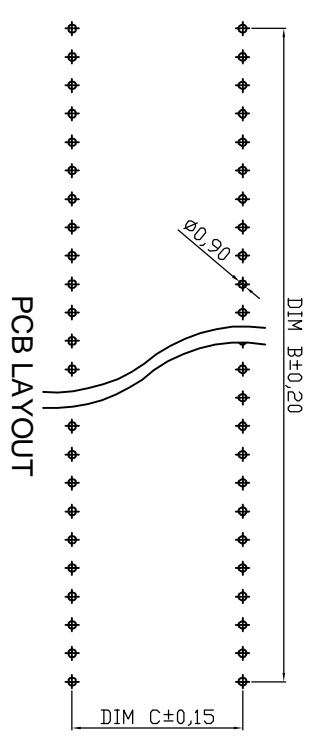
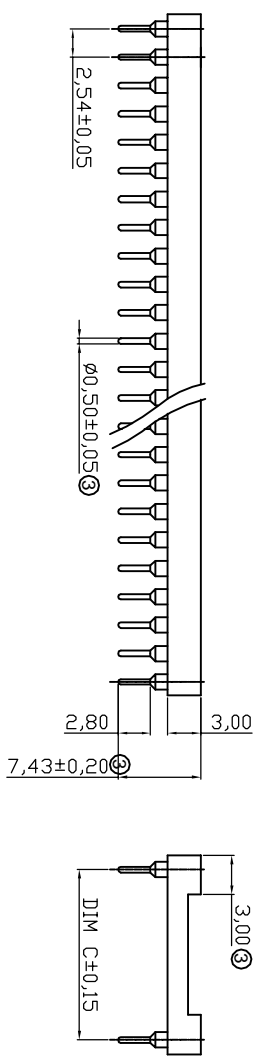
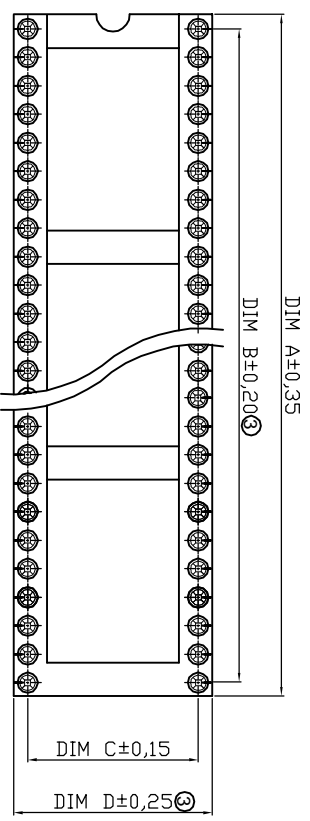
Customer-No.	Name	Date
ASSMANN WSW-No.	Lucas	23.07.2012
ASSMANN WSW-No.	Amy	16.08.2017



Drawing-No.	ASS 4852 CO	rev04
Replace		Sheet 1 / 2

1	2	3	4	5	6	7
---	---	---	---	---	---	---

1	2	3	4	5	6	7
---	---	---	---	---	---	---



Contact	Dim A	Dim B	Dim C	Dim D
36	45.72	43.18	15.24	17.78
40	50.80	48.26	15.24	17.78
42	53.34	50.80	15.24	17.78
48	60.96	58.42	15.24	17.78
50	63.50	60.96	15.24	17.78
52	66.04	63.50	15.24	17.78
50	63.50	60.96	22.86	25.40
52	66.04	63.50	22.86	25.40
64	81.28	78.74	22.86	25.40

- NOTES:**
- MATERIAL**
- Pin(outer sleeve): Brass, machined CuZn38Pb2
  - Clip(contact 4 finger): Beryllium copper, heat treated
  - Plating(outer sleeve): HZL: 2um/80u"nickel, 5um/200u"Tin  
HGL: 2um/80u"nickel, Gold flash
  - Plating(contact): 2um/80u"nickel, Gold flash or 10u", 30u" Gold
  - Insulator Material: Glass filled PBT, UL94V-0 Black
- ELECTRICAL**
- Current Rating: 3Amps/contact max.
  - Contact Resistance: 4mΩ/contact max.
  - Insulation Resistance: ≥10000MΩ at 500VAC
  - Operating Voltage: 100 VRMS/150VDC
- MECHANICAL**
- Average Insertion force with steel pin of  $\phi 0.43\text{mm}/0.017"$ : <250g
  - Average Withdrawal force with steel pin of  $\phi 0.43\text{mm}/0.017"$ : >50g min.
  - Mechanical life cycle: 200 min.
  - Operation Temperature: -40°C to +105°C
  - Wave Soldering temperature: +245°C, 5-10s max.
- Packing: Tube

**ROHS compliant**  
Unit:mm

Scale	Free					
<b>TOLERANCE</b>						
X.X	±0.50	④ Update wave solder temp.	16.08.2017	Amy	Drawn	23.07.2012
X.X	±0.30	③ Update to new drawing	28.10.2016	Amy	Approved	16.08.2017
X.XX	±0.20	② Add "HGL"-Version, corrected P/N code	28.01.2014	A. Plate		
X.XXX	±0.10	① Add sheet 2	16.08.2012	Lucas		
DIM	TOL	① Drawn	23.07.2012	Lucas		
Angle	±5°	Id.				
Angle	TOL	Modification				

Customer-No.	Name	Date
	Lucas	23.07.2012
	Amy	16.08.2017



Customer-No.	Drawing-No.	Replace
ASSMANN WSW-No.	ASS 4852 CO	rev04
	AR XX-X X	Sheet 2 / 2

1	2	3	4	5	6	7
---	---	---	---	---	---	---